



Mobile tunnel car washes


Construction

Inner sheathing made of stainless steel



Pumps made of stainless steel


Zones separated by width-adjustable curtains





Easy access to the tanks from outside the car wash

Drip zones between processes



Angle profiled spray pipes


Modular construction






Insulated housing, made of easily removable panels


Bars for the operator to enter the car wash



Pre-filtration of each process

The width of the inlet to the car wash is regulated by sliding doors







Plastic interchangeable nozzles with adjustable spray angle


Benefits

Low liquid transfer



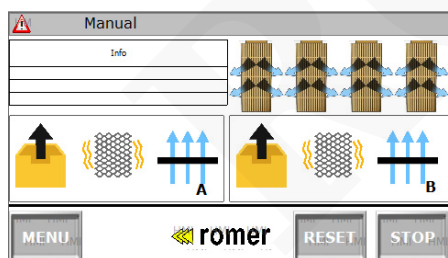
High washing accuracy

Closed-circuit washing



Control

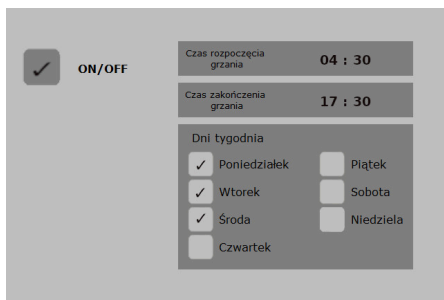
Intuitive 7"



Login for technologists and operators


Programming of cascade levels and scrubbing refresh

ON/OFF				
Poziom górny zbiornik 1	Poziom górny zbiornik 2	Poziom górny zbiornik 3	Poziom górny zbiornik 4	Poziom górny zbiornik 5
2500[L]	2700[L]	1500[L]	1500[L]	2000[L]
Poziom dolny zbiornik 1	Poziom dolny zbiornik 2	Poziom dolny zbiornik 3	Poziom dolny zbiornik 4	Poziom dolny zbiornik 5
2200[L]	2400[L]	1200[L]	1200[L]	1700[L]
Uzupełnianie z: ZBIORNIK 2	Uzupełnianie z: ZBIORNIK 3	Uzupełnianie z: ZBIORNIK 4	Uzupełnianie z: ZBIORNIK 5	Uzupełnianie z: SIEĆ



touch panel control Built-in car wash work calendar

Built-in calendar to monitor conductivity, pH of chemical treatments and washes



Modbus communication with other master controllers

Equipment

Filtration of the chemical treatment with a flow filter





Stepless measurement of the amount of liquid in each tank

Pipelines equipped with pressure gauges



Automatic cascade between processes - controlled by pneumatic valves



Direct heating with burner or electric heaters





Fume hoods along the entire length of the rail

Additional sealing under the rail



Flows on the pumps are regulated manually with butterfly valves, optionally with inverter inverters