

Polymerization ovens

Oil ovens

- Increased efficiency, fully automatic operation
- High reliability and maintenance-free operation
- Intelligent and intuitive control



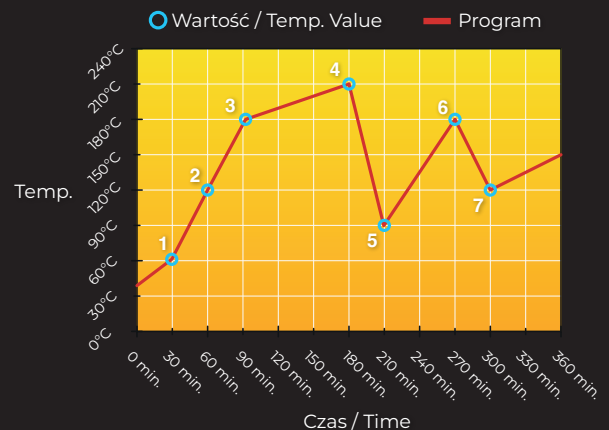


PLC control with 7" touch panel

A large color panel and an intuitive graphical interface make work easier. The control allows programming parameters such as the length of each process, reagent temperatures and time intervals between treatments.

Memory of 20 programs with 10 events each

It is possible to save up to 20 programs and activate up to 10 subsequent time-temperature events that form a heating curve. This is especially necessary for more demanding processes.




Information on gas/oil consumption

Consumption is calculated based on the burner settings. This feature will allow you to estimate the cost of a given cycle, plan consumption and check staffing.

Two-channel USB cycle parameter recorder



Each oven is equipped with a recorder recording all curing parameters, including two temperature channels – like in an airplane black box, on a USB flash drive. The system also enables the analysis of monthly/daily reports, including media consumption and efficiency. Each heating start or door opening can be recreated several years ago. Such a dedicated option is not offered by any manufacturer. This is a system developed from scratch by our programmers.




Explosion-proof closures

Installing a lock makes it possible to open the oven from the inside in case an employee is locked in the chamber. This solution improves the tightness of the door, comfort of work and complies with the standards of EX furnaces - in the event of an explosion, the door will open automatically.



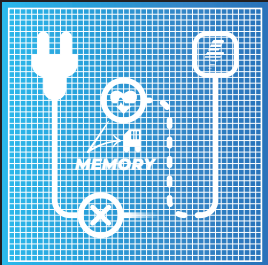
Overheating sensor

An additional sensor activates when the upper temperature limit is exceeded, disconnecting the heating elements and preventing damage to the elements.



Heat hood [option]

In order to minimize the effect of heating the hall when opening the door, a hood is installed above the door to dissipate part of the heat to other places.



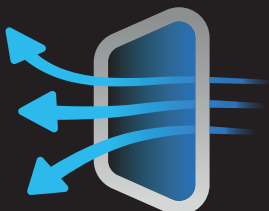
Emergency cycle restart after power loss

In the event of a sudden power cut, the system is equipped with a special internal physical memory that operates without the need for voltage and will remember at what point any process was completed.



Protection of rotation directions

If the sequence of phases in the power supply is reversed, the oven has a protection that verifies this.



Automatic smoke exhaust chimney

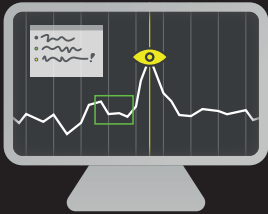
The chimney can be programmed to open a few minutes before the end of firing to remove smoke from the oven chamber.

It can be remotely controlled from the panel, it does not have to be done mechanically like in most structures.



Start the oven automatically at 6 am

A convenient feature that allows you to leave control to the oven controller. With this solution, you can leave an unfinished cycle in the oven, and it will automatically end when you come back the next morning.



Self-diagnosis

The self-diagnosis system analyzes the correct operation of each component, preventing failures.




Time to finish - forecast

The cycle has started, when will it end? When calculating the heating dynamics, the system will calculate it and show on the display how long it will last.



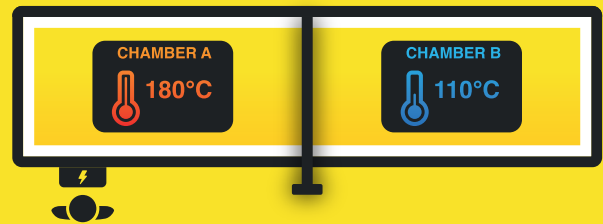
Self-latching doors

To open it, just pull the door. The lock has adjustable door pressure, to close it just push it, the lock will catch the door and automatically close it.



Dividing the oven (bulkhead)

The bulkhead is a solution that allows you to purchase a larger oven and use only part of it for firing. The oven is then equipped with a wall that slides in from the side and a modified control system.



2 in 1, i.e. drying and curing in an oven

The controller allows programming of independent processes. For example: the curing process may take place in the first chamber, while the drying process may take place in the second chamber with completely different parameters.